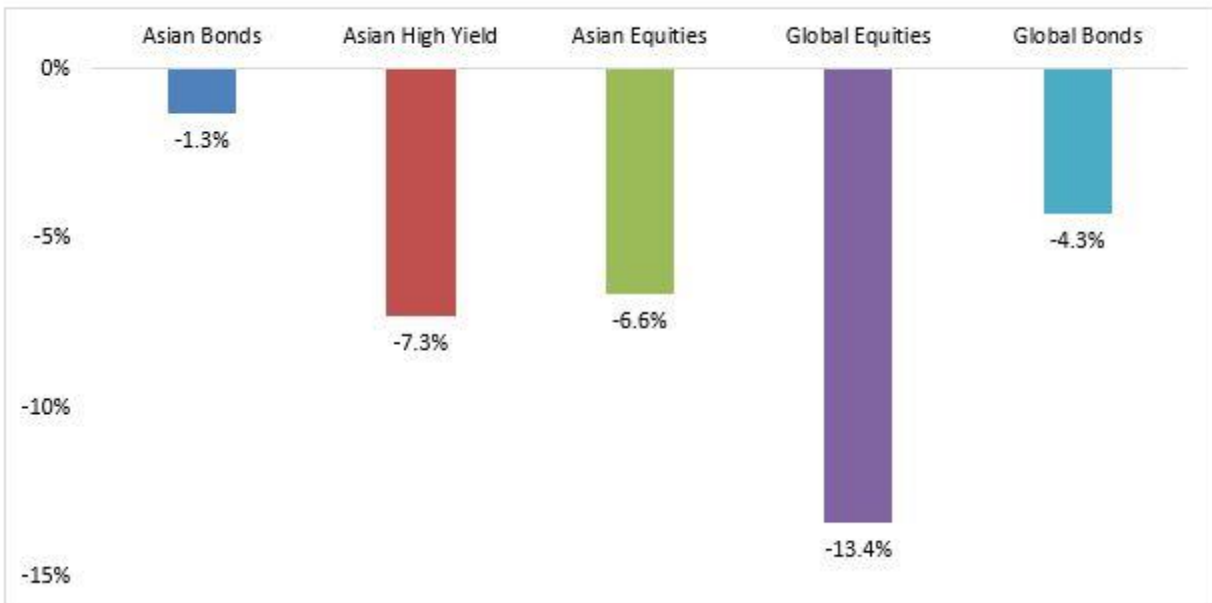




Q2 2022 Market developments

It was a difficult second quarter for all asset classes. Global equities declined the most, triggered by investor concerns about the economic toll of persistently high inflation, coupled with fast-rising interest rates and geopolitical instability.

Asset class performance (% in SGD terms) 31 March – 30 June 2022



Source: UOBAM/Bloomberg. Performance as at 30 June 2022. Indices used as follows: Asian High Yield – J.P.Morgan Asia Credit (JACI) Non-Investment Grade Index, Asian Equities – MSCI AC Asia ex Japan Index, Global Bonds – Bloomberg Global Aggregate Credit Index, Asian Bonds - J.P.Morgan Asia Credit (JACI) Investment Grade Index, Global Equities – MSCI All Country World Index (ACWI) on a Net Asset Value basis. Please note that there are limitations to the use of such indices as proxies for the past performance in the respective asset classes. The historical performance presented should not be used as a proxy for the future or likely performance.

UOBAM Invest Digital Adviser Corporate performance

2nd Quarter 2022

Inflation in the US has been higher than expected. This has resulted to central banks all over the world adopting tough policy measures, risking economic growth.



As such, global bond returns fell by over 4% in the 2nd quarter of 2022.

While inflationary pressures were more subdued in Asia, equities and bonds were still sold down.



However, the Asian markets had overall better performance than developed market peers.

In response to the global market situation, **China has made great effort** in soothing investor nerves.



Easing of COVID-19 Restrictions



Loosening Monetary Policy



Promoting Credit Growth to Boost Liquidity



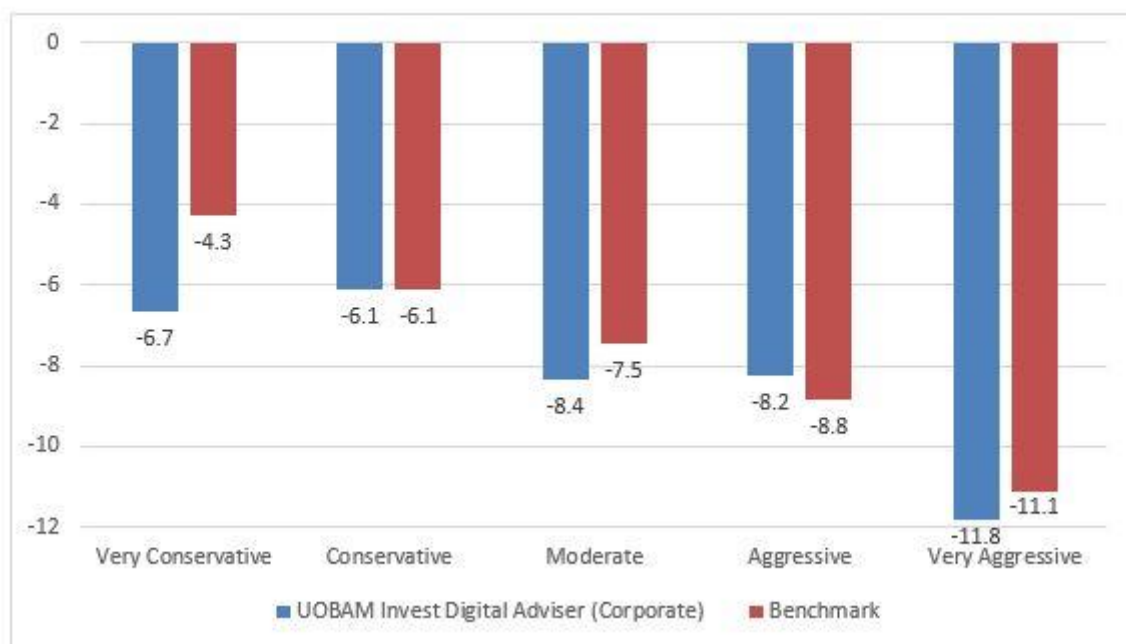
Easing Tech Crackdown



All these measures have helped to lift Asian stock markets.

As at 30 June 2022, UOB Asset Management's (UOBAM) roboadvisor portfolios for corporates delivered 3-month negative returns of between -6.1 and -11.8 percent. This was largely in line with all portfolio benchmarks, except for the Very Conservative portfolio.

Q2 Portfolio returns (% in SGD terms) 31 March – 30 June 2022



Source: Factset/Bloomberg/UOBAM. Benchmark composition: Very Conservative: Bloomberg Global Aggregate, Conservative: 20% MSCI ACWI + 80% Bloomberg Global Aggregate, Moderate: 35% MSCI ACWI + 65% Bloomberg Global Aggregate, Aggressive: 50% MSCI ACWI + 50% Bloomberg Global Aggregate, Very aggressive: 75% MSCI ACWI Performance + 25% Bloomberg Global Aggregate on a Net Asset Value basis, before subscription fees. Past performance of the portfolio or UOBAM and any past performance, prediction, projection or forecast on the economy or markets are not necessarily indicative of the future or likely performance of the portfolio or UOBAM. Portfolio returns on the scheme is calculated on a single pricing basis (taking into account any subscription fee and realisation fee).

- The *Very Conservative* portfolio posted -6.7% returns for the quarter mainly due to the drag from Singapore Government bonds, emerging market bonds and global investment grade bonds. The allocation to US Government bonds helped to counter some of the losses.
- For the *Conservative* Singapore Government bonds, emerging market bonds and US equities weighed on performance. The allocation to US Government bonds and money market funds helped to counter some of the losses.

- For the *Moderate* Singapore Government bonds, emerging market bonds, Asian High Yield bonds and US equities weighed on performance. The allocation to US Government bonds helped to counter some of the losses.
- The *Aggressive* portfolio had a sizeable allocation to Asian equities, US equities and Asian High Yield bonds weighed on performance.
- The *Very Aggressive* portfolios had an additional allocation global equities that further weighed on performance.

Portfolio returns over one-year and per annum since inception

	1 Year	Benchmark – 1 Year	Since Inception (18 Dec 2019) per annum	Benchmark since inception per annum
Very Conservative	-15.4%	-8.9%	-5.6%	-2.1%
Conservative	-11.0%	-9.7%	-1.2%	-0.5%
Moderate	-15.1%	-10.2%	-2.1%	0.8%
Aggressive	-15.4%	-10.8%	-0.3%	2.0%
Very Aggressive	-19.5%	-11.7%	0.6%	3.9%

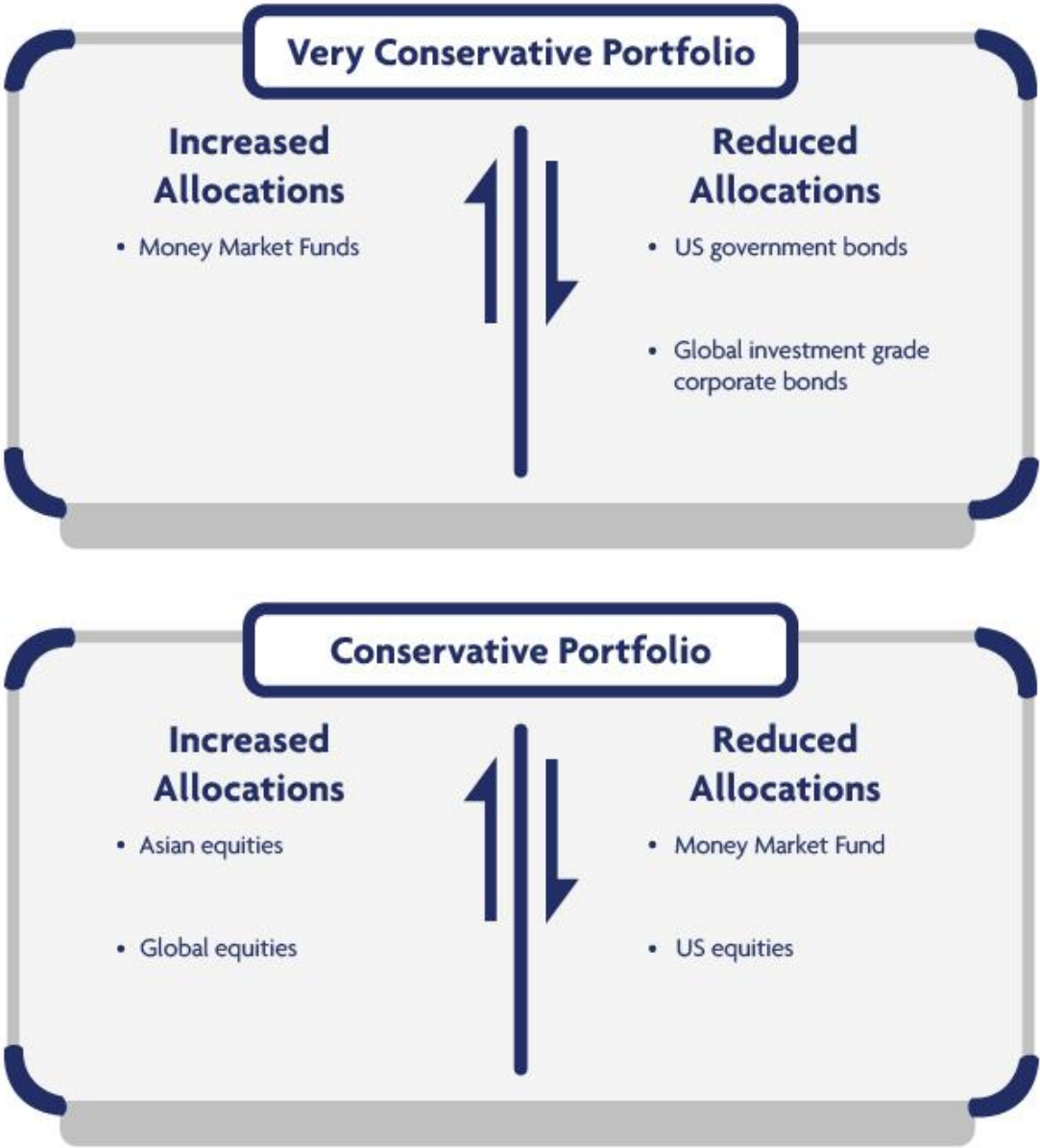
Source: Factset/Bloomberg/UOBAM. Portfolio returns as at 30 June 2022. Since Inception returns are annualised. Benchmark composition: Very Conservative: Bloomberg Global Aggregate, Conservative: 20% MSCI ACWI + 80% Bloomberg Global Aggregate, Moderate: 35% MSCI ACWI + 65% Bloomberg Global Aggregate, Aggressive: 50% MSCI ACWI + 50% Bloomberg Global Aggregate, Very aggressive: 75% MSCI ACWI Performance + 25% Bloomberg Global Aggregate on a Net Asset Value basis. Past performance is not necessarily indicative of future or likely performance.

- The *Very Conservative* portfolio underperformed over the 1-year period due mainly to its weak emerging market bond performance relative to global bonds.
- The *Very Aggressive* portfolio underperformed over the 1-year period due mainly to the weak performance of emerging market bonds and Asian equities relative to global bonds.

Portfolio adjustments

We have increased our long term expected returns for most asset classes as valuations have become more attractive. On the other hand, volatility has also increased in this turbulent market environment.

As a result, some changes have been made to the portfolios:



Moderate Portfolio

Increased Allocations

- Asian investment grade corporate bonds
- Asian equities



Reduced Allocations

- Singapore government bonds
- US equities

Aggressive Portfolio

Increased Allocations

- Asian investment grade corporate bonds
- Global investment grade corporate bonds
- Global equities



Reduced Allocations

- US government bonds
- Singapore government bonds
- US equities



Looking ahead

We are staying cautious in this very uncertain investment environment. While we do not anticipate a sharp contraction in economic activities, nor a significant rise in unemployment, we do expect the growth rate to slow.

- On the other hand, we are now positive on Asian equities and bonds as the outlook for the region has improved. We think the start of a rebound in China offers opportunities from oversold positions.
- Despite the performance of the markets in the first half of 2022, investment opportunities are forming and long term expected returns are improving rapidly.
- We also expect the US dollar to be supported by stronger economic growth, rising yields and relatively tighter monetary policy compared to other regions.
- We recommend investors to remain invested for the long term and take advantage of the market turbulence by dollar cost averaging.

We encourage you to take this opportunity to review your investment objective and portfolio. Should you require any assistance, please do not hesitate to contact us at UOBAMInvest@UOBGroup.com.

Important Notice & Disclaimers

This document is for your general information only. It does not constitute investment advice, recommendation or an offer or solicitation to deal in Exchange Traded Funds (“ETFs”) or in units in any Unit Trusts (“Unit Trusts”, ETFs and Unit Trusts shall together be referred to as “Fund(s)”) nor does it constitute any offer to take part in any particular trading or investment strategy. This document was prepared without regard to the specific objectives, financial situation or needs of any particular person who may receive it. The information is based on certain assumptions, information and conditions available as at the date of this document and may be subject to change at any time without notice. If any information herein becomes inaccurate or out of date, we are not obliged to update it. No representation or promise as to the performance of the Fund or the return on your investment is made.

Past performance of any Fund or UOB Asset Management Ltd (“UOBAM”) and any past performance, prediction, projection or forecast of the economic trends or securities market are not necessarily indicative of the future or likely performance of the Fund or UOBAM. The value of any Fund and the income from them, if any, may fall as well as rise, and may have high volatility due to the investment policies and/or portfolio management techniques employed by the Fund. Investments in any Fund involve risks, including the possible loss of the principal amount invested, and are not obligations of, deposits in, or guaranteed or insured by United Overseas Bank Limited (“UOB”), UOBAM, or any of their subsidiary, associate or affiliate (“UOB Group”) or distributors of the Fund. Market conditions may limit the ability of the platform to trade and investments in non-Singapore markets may be subject to exchange rate fluctuations. The Fund may use or invest in financial derivative instruments and you should be aware of the risks associated with investments in financial derivative instruments which are described in the respective Fund’s prospectus. The UOB Group may have interests in the Funds and may also perform or seek to perform brokering and other investment or securities-related services for the Fund. Investors should read the Fund’s prospectus, which is available and may be obtained from UOBAM or any of its appointed agents or distributors, before investing. **You may wish to seek advice from a financial adviser before making a commitment to invest in any Funds, and in the event that you choose not to do so, you should consider carefully whether the Fund is suitable for you.** Any reference to any specific country, financial product or asset class is used for illustration or information purposes only and you should not rely on it for any purpose. We will not be responsible for any loss or damage arising directly or indirectly in connection with, or as a

result of, any person acting on any information provided in this document. Services offered by UOBAM Invest are subject to the UOBAM Invest Terms and Conditions.

UOB Asset Management Ltd Co. Reg. No. 198600120Z