



Step through to the future of China

UOBAM Ping An ChiNext ETF

Diversify your portfolio with the fast-growing enterprises of the ChiNext Index.



For more information:
uobam.com.sg/chinext



Right By You

Introduction to ChiNext Market

Inaugurated in Shenzhen on 23 October 2009, the ChiNext Market serves as an important platform for innovative and fast-growing enterprises to raise funds through the capital market. Today, over 1,100 companies are listed on the ChiNext Market and the underlying companies operate in a diverse range of traditional and new economy sectors.

About the ChiNext Index

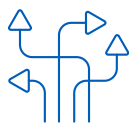
The ChiNext Index (the "Index") is the benchmark and flagship index of the ChiNext Market. It is free-float market capitalisation-weighted and is composed of the 100 largest and most liquid A-shares listed on the ChiNext Market of Shenzhen Stock Exchange ("SZSE").

Index features




Over 1,100 stocks in the investment universe

Comprises fast-growing companies in traditional and emerging industries



Diversification benefits

Selects the top 100 companies in size and liquidity that are listed on the ChiNext Market



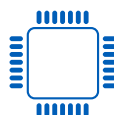
Growth opportunities

Provides exposure to the largest enterprises in China's growing industries like Contemporary Amperex Technology Co Ltd, East Money Information Co Ltd, Shenzhen Inovance Technology Co Ltd, and Shenzhen Mindray Bio-Medical Electronics



Semi-annual rebalancing

- Rebalances semi-annually, every June and December
- Buffer zone and limit on the number of new constituents to reduce the turnover of the Index



Quality filters

Includes only companies which satisfy the following criteria:

- Not labelled as "special treatment"¹
- Listed for more than 6 months - with the exception for stocks ranked within the top 1% of Shenzhen market by A-Share total market cap
- No major violations in laws and regulations, and no major problems in financial reports in the latest year
- No abnormal operation or substantial losses in the latest year
- No abnormal fluctuation in stock price during the review period



Fast entry rules

Fast entry rule to include newly listed stocks - stocks ranked within the top 10 average daily market cap of the Shenzhen market for its first 5 trading days, will be included into the index on the 15th trading day

ChiNext Index methodology

Investment universe stocks are ranked in descending order by daily average trading value and the bottom 10% stocks are eliminated

ChiNext Market

Quality Filters

Daily average trading value

Daily average total market capitalisation

Top 100 stocks daily average total market cap are selected as index constituents

Fundamental

In case of similar rankings, stocks with strong industry representation and good financial performance are preferred

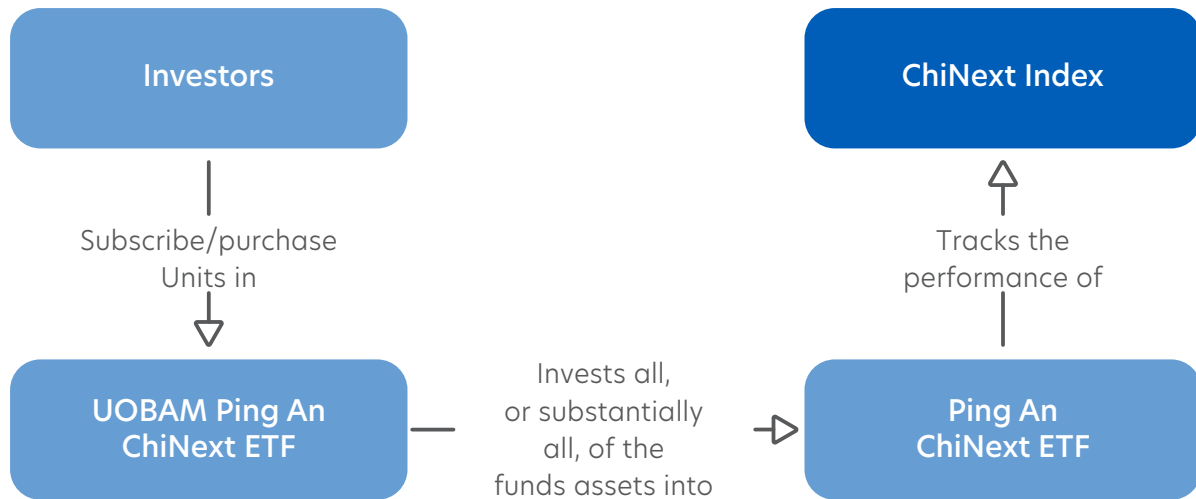
ChiNext Index: 100 Stocks

Semi-Annual Rebalancing + Fast Entry Rule



About the UOBAM Ping An ChiNext ETF

The UOBAM Ping An ChiNext ETF (the “Fund”) seeks to replicate as closely as possible, before expenses, the performance of the ChiNext Index by investing all, or substantially all, of the Fund’s assets into the Ping An ChiNext ETF (the “Underlying Fund”). The Ping An ChiNext ETF is listed on Shenzhen Stock Exchange (“SZSE”) and is managed by Ping An Fund Management Company Limited (“Ping An”).



About Ping An Fund Management Company Limited

平安基金

Established in 2011, Ping An is a member of the Ping An Insurance (Group) Company of China, Ltd. Ping An is approved by the China Securities Regulatory Commission and it is committed to providing professional and comprehensive asset management services for domestic and foreign investors.



Experience

More than 10 years of fund and asset management service experience



Size

Over RMB 800 billion of assets under management



Partners

Collaboration with more than 200 institutional partners, including China Development Bank and Bank of China







Customers

Providing services for over 130 million customers cumulatively

Why invest in the UOBAM Ping An ChiNext ETF?

Simplicity and accessibility

 <p>Accessibility</p> <p>Gain access to the ChiNext Market, which is less accessible to foreign retail investors.</p>	 <p>No minimum board lot size</p> <p>Tradeable on Singapore Stock Exchange (SGX) from 1 unit per trade order</p>	 <p>Currency options</p> <p>Trades are available in both Singapore Dollar (SGD) and United States Dollar (USD)</p>	<p>SRS </p> <p>Supplementary Retirement Scheme (SRS) approved</p> <p>Invest using cash and/or your SRS account</p>	<p>EIP</p> <p>Excluded Investment Product (EIP)</p> <p>Does not require the fulfilment of the Customer Account Review (CAR) criteria to trade</p>
---	--	--	---	---

Partake in the growth opportunities offered by China's 14th Five-Year Plan


China's 14th Five-Year Plan envisaged the development on the sustainability of growth and the quality of life of its citizens. Technological innovation, green energy, and people's well-being continue to be of utmost importance to the Chinese government and certain sectors are poised to benefit from the policy tailwinds.

The ChiNext Index encompasses a wide range of innovative growth companies and sectors that may stand to ride on the materialisation of these megatrends in the future.

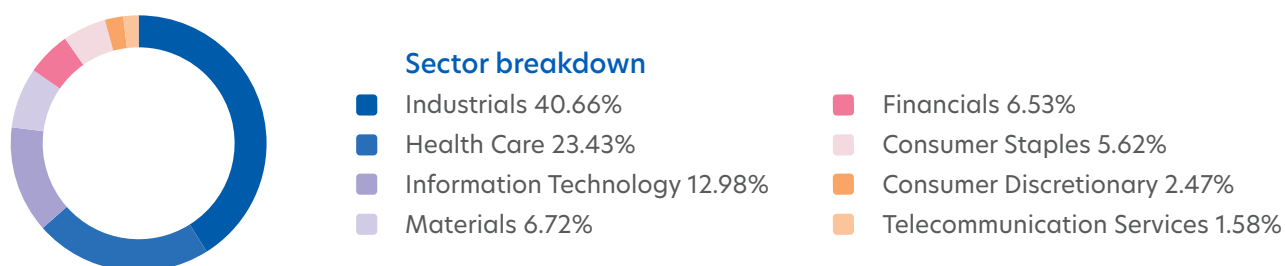
Themes	Description
Electric Vehicle (EV)	Companies positioned to benefit from the increasing penetration of electric vehicles in China, including companies that produce EV components such as lithium batteries, equipment for battery production, and critical battery materials such as lithium and cobalt.
Clean Energy	Companies involved in the production and/or value chain of the renewable energy industries like solar, wind, nuclear, and hydro energy.
Biotechnology, Genomics and Pharmaceutical	A segment within the health care sector that includes companies engaging in biological research and applications to develop new medical processes, treatments, and products.
Robotics and Artificial Intelligence (A.I.)	Companies in the development of hardware and software products for robotics solutions, automation, and/or artificial intelligence.
Cloud Computing	Companies which are providing cloud services such as Software-as-a-Service (SaaS), Platform-as-a-Service (PaaS), and Infrastructure-as-a-Service (IaaS).
Semiconductor	Companies whose principal business is related to integrated circuit design, manufacturing, packaging, testing, and/or semiconductor production equipment.

Low correlation with major indexes and asset classes

The ChiNext Index offers diversification benefits for investors due to its relatively low correlation with major broad market indexes and alternative asset classes. It can be used as a satellite component in a core-satellite portfolio.



Composition of the ChiNext Index³



Top 10 Index constituents³

Company Name	Sector	Weight (%)
Contemporary Amperex Technology Co Ltd	Industrials	16.28
East Money Information Co Ltd	Financials	6.53
Shenzhen Mindray Bio-Medical Electronics Co Ltd	Health Care	4.73
Shenzhen Inovance Technology Co Ltd	Industrials	4.14
Sungrow Power Supply Co Ltd	Industrials	3.62
Eve Energy Co Ltd	Industrials	3.55
Wens Foodstuffs Group Co Ltd	Consumer Staples	3.39
Aier Eye Hospital Group Co Ltd	Health Care	3.02
Chongqing Zhifei Biological Products Co Ltd	Health Care	2.16
Walvax Biotechnology Co Ltd	Health Care	2.11

Fund details

Manager	UOB Asset Management Ltd
Trustee	State Street Trust (SG) Limited
Index	ChiNext Index
Stock Exchange	Singapore Exchange Securities Trading Limited (SGX)
Management Fee⁴	Currently 0.50% p.a.; Maximum 2% p.a.
Trustee Fee⁴	Currently not more than 0.05% p.a.
Expense Ratio	Maximum 1.25% p.a.
No. of Index Constituents	100
Replication Method	Physical replication
Distribution Policy⁴	Fund Manager may but currently do not make distributions for the Fund
Listing Date	14 November 2022
Currency Classes	SGD Class Units (Primary Currency: SGD Secondary Currency: USD)
SGX Stock Code	Units traded in SGD: CXS Units traded in USD: CXU
Trading Size	Buy/sell on SGX: Minimum 1 unit per lot
Participating Dealers	CGS-CIMB Securities International Pte Ltd DBS Vickers Securities (Singapore) Pte Ltd Futu Singapore Pte. Ltd. (Moomoo) iFAST Financial Pte Ltd (FSMOne, iFAST Global Markets, iFAST Central, iFAST Prestige) Phillip Securities Pte Ltd
Designated Market Maker	Phillip Securities Pte Ltd
NAV per unit	Please refer to Fund Prices on www.uobam.com.sg/our-funds/allfunds.page

Notes:

- ¹ Listed companies with abnormal financial conditions or other abnormal conditions are imposed with the special treatment (ST) tag by Shanghai and Shenzhen Stock Exchanges in order to indicate the risk of the stock to investors.
- ² Note: A perfect positive correlation means that the correlation coefficient is exactly 1. This implies that as one security moves, either up or down, the other security moves in lockstep, in the same direction. A perfect negative correlation means that two assets move in opposite directions, while a zero correlation implies no linear relationship at all.
Source: UOBAM, Bloomberg, as at 31 December 2022, based on the weekly data from the past 5 years.
- ³ Source: Shenzhen Securities Information Co. Ltd., as at 31 December 2022.
- ⁴ Please check with the distributor or refer to the Fund's prospectus for more details.

Important notes and disclaimers:

This document is for general information only. It does not constitute an offer or solicitation to deal in units ("Units") in the UOBAM Ping An ChiNext ETF (the "Fund") or investment advice or recommendation and was prepared without regard to the specific objectives, financial situation or needs of any particular person who may receive it. The information contained in this document, including any data, projections and underlying assumptions, are based upon certain assumptions, management forecasts and analysis of information available and reflects prevailing conditions and the views of UOB Asset Management Ltd ("UOBAM") as of the date of this document, all of which are subject to change at any time without notice. In preparing this document, UOBAM has relied upon and assumed, without independent verification, the accuracy and completeness of all information available from public sources or which was otherwise reviewed by UOBAM. While the information provided herein is believed to be reliable, UOBAM makes no representation or warranty whether express or implied, and accepts no responsibility or liability for its completeness or accuracy. Nothing in this document shall, under any circumstances constitute a continuing representation or give rise to any implication that there has not been or there will not be any change affecting the Fund. No representation or promise as to the performance of the Fund or the return on your investment is made. **Past performance of the Fund or UOBAM and any past performance or prediction, projection or forecast of the economic trends or securities market are not necessarily indicative of the future or likely performance of the Fund or UOBAM.** The value of Units and the income from them, if any, may fall as well as rise, and is likely to have high volatility due to the investment policies and/or portfolio management techniques employed by the Fund. Investments in Units involve risks, including the possible loss of the principal amount invested, and are not obligations of, deposits in, or guaranteed or insured by United Overseas Bank Limited ("UOB"), UOBAM, or any of their subsidiary, associate or affiliate ("UOB Group") or distributors of the Fund. The Fund may use or invest in financial derivative instruments and you should be aware of the risks associated with investments in financial derivative instruments which are described in the Fund's prospectus. The UOB Group may have interests in the Units and may also perform or seek to perform brokering and other investment or securities-related services for the Fund. Investors should note that the Fund is not like a conventional unit trust in that an investor cannot redeem his Units directly with UOBAM and can only do so through the participating dealers, either directly or through a stockbroker if his redemption amount satisfies a prescribed minimum that will be comparatively larger than that required for redemptions of units in a conventional unit trust. The list of participating dealers can be found at www.uobam.com.sg.

An investor may therefore only be able to realise the value of his Units by selling the Units on the Singapore Exchange Limited ("SGX"). Investors should also note that any listing and quotation of Units on the SGX does not guarantee a liquid market for the Units. An investment in unit trusts is subject to investment risks and foreign exchange risks, including the possible loss of the principal amount invested. Investors should read the Fund's prospectus, which is available and may be obtained from UOBAM or any of its appointed agents or distributors, before deciding whether to subscribe for or purchase any Units. **You may wish to seek advice from a financial adviser before making a commitment to invest in any Units, and in the event that you choose not to do so, you should consider carefully whether the Fund is suitable for you.** The Fund is not in any way sponsored, endorsed, sold or promoted by and/or its affiliates and SGX and/or its affiliates make no warranty or representation whatsoever, expressly or impliedly, either as to the results to be obtained from the use of the ChiNext Index (the "Index") and/or the figure at which the Index stands at any particular time on any particular day or otherwise, The Index is administered, calculated and published by SGX. SGX shall not be liable (whether in negligence or otherwise) to any person for any error in the Fund and the Index and shall not be under any obligation to advise any person of any error therein. "SGX" is a trademark of SGX and is used by the Index under license. All intellectual property rights in the Index vest in SGX. Please note that, where relevant, the general disclaimers and jurisdiction specific disclaimers found on SGX's website at <http://www.sgx.com/terms-use> are also incorporated into and applicable to this document/material.

This publication has not been reviewed by the Monetary Authority of Singapore.

UOB Asset Management Ltd Co. Reg. No. 198600120Z

January 2023