



UOBAM Robo-Invest

User Guide

Get started on UOBAM Robo-Invest

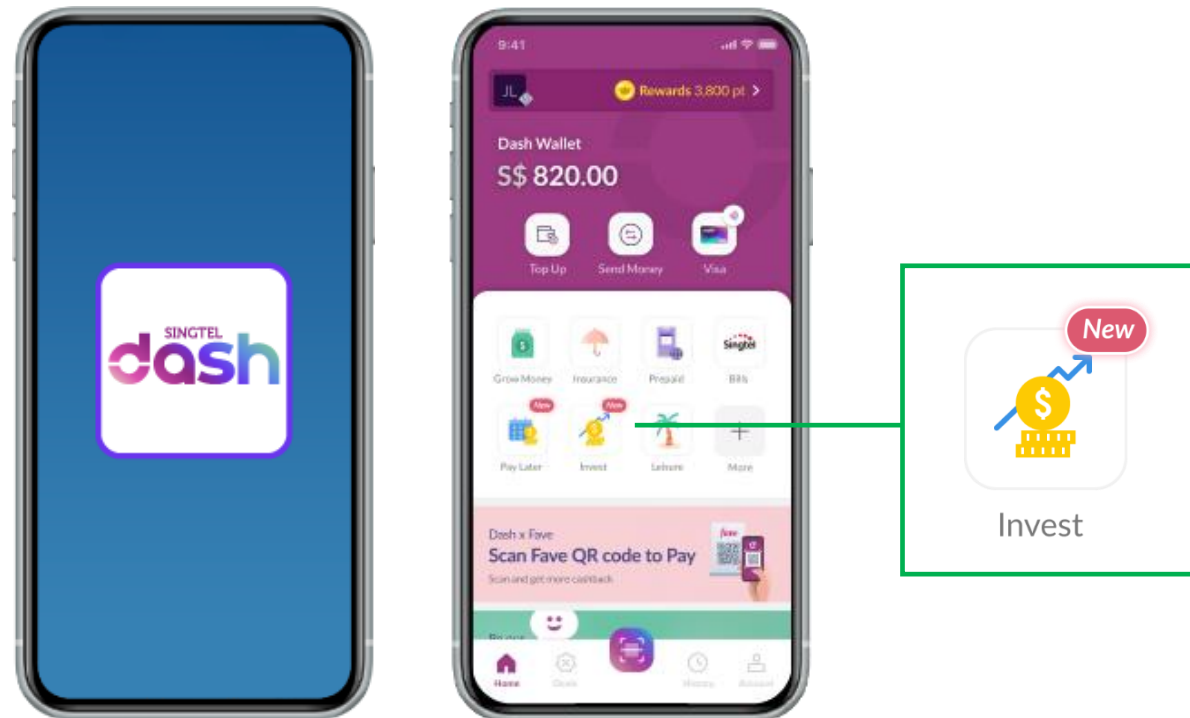
Here's a quick user guide to get you started on **UOBAM Robo-Invest**. Start investing sustainably today, visit dash.com.sg/robo for more information.

Table of Contents

	Page
<u>How to check my Portfolio and Fund Holdings?</u>	3 - 5
<u>How to Change Portfolio?</u>	6
<u>How to Re-take Risk Assessment?</u>	7
<u>How to make a Top-up?</u>	8 - 9
<u>How to make a Withdrawal?</u>	10 - 12
<u>How to Track my Transaction History?</u>	13
<u>How to view or download Monthly Statement?</u>	14 - 16
<u>Important Notice and Disclaimers</u>	17

How to check my Portfolio and Fund Holdings?

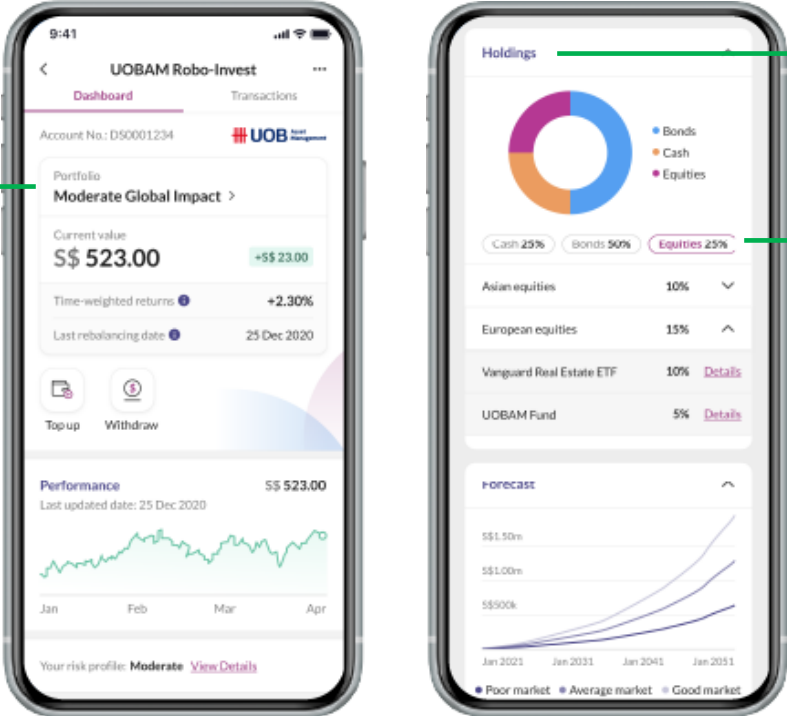
Step 1: Launch Singtel Dash App and select Invest



All screens shown are for illustration only. Any reference to any asset class is used for illustration or information purposes only and you should not rely on it for any purpose. Any prediction, projection or forecast shown is not indicative of future or likely performance of any portfolio.

How to check my Portfolio and Fund Holdings?

Step 2: Tap on **Portfolio, Holdings**, select **Equities** or **Bonds**



Portfolio
Moderate Global Impact >

Holdings

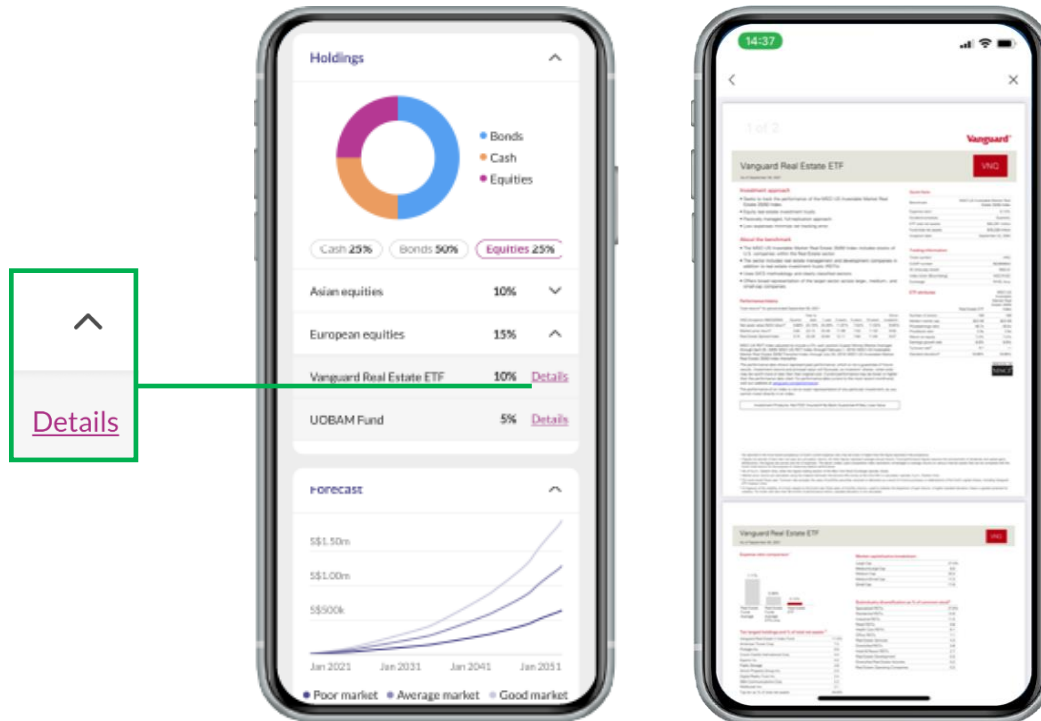
Bonds 50% Equities 25%

All screens shown are for illustration only. Any reference to any asset class is used for illustration or information purposes only and you should not rely on it for any purpose. Any prediction, projection or forecast shown is not indicative of future or likely performance of any portfolio.

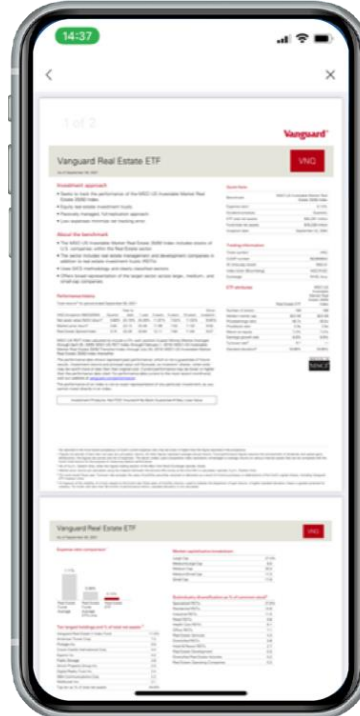
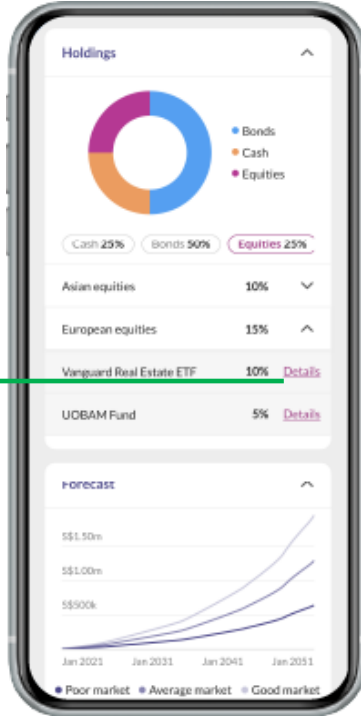


How to check my Portfolio and Fund Holdings?

Step 3: Click v arrow, click **Details**



↑
Details



All screens shown are for illustration only. Any reference to any asset class is used for illustration or information purposes only and you should not rely on it for any purpose. Any prediction, projection or forecast shown is not indicative of future or likely performance of any portfolio.



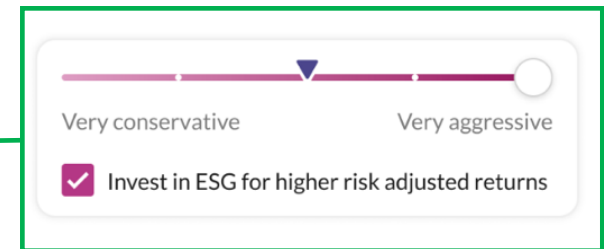
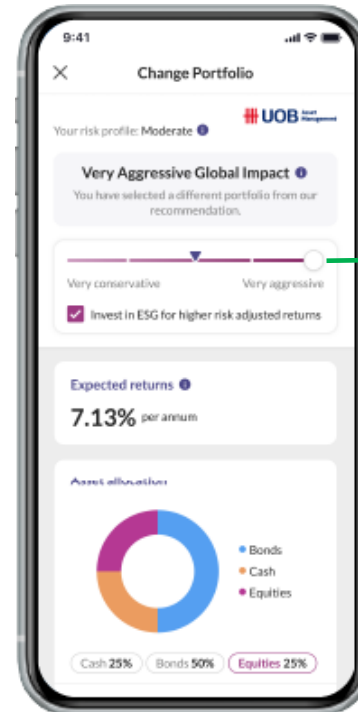
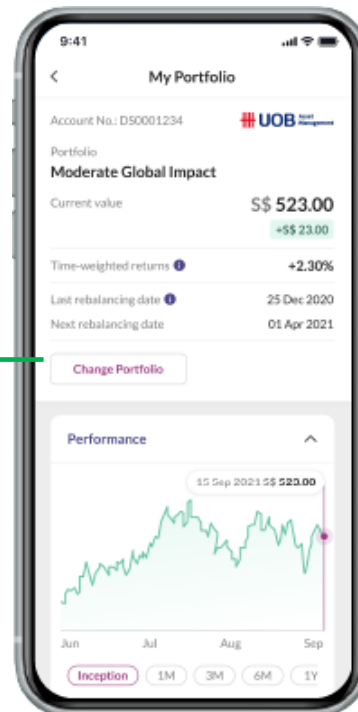
How to Change Portfolio?

Step 1: Tap on Portfolio, click **Change Portfolio** button

Step 2: **Adjust Bar** according to your risk appetite.

Risk profile varies from Very Conservative to Very Aggressive

Change Portfolio



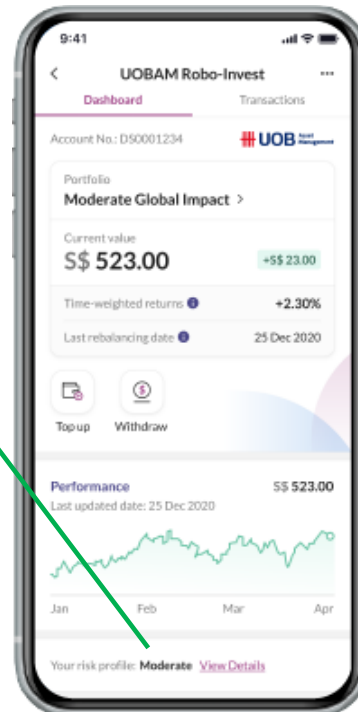
All screens shown are for illustration only. Any reference to any asset class is used for illustration or information purposes only and you should not rely on it for any purpose. Any prediction, projection or forecast shown is not indicative of future or likely performance of any portfolio.



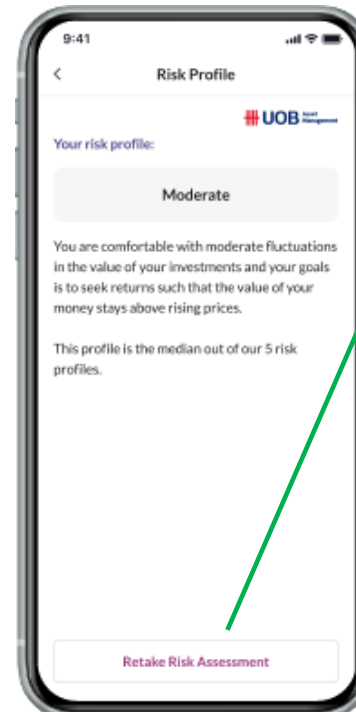
How to Re-take Risk Assessment?

Step 1: Click **Your risk profile: View Details** at the bottom

Step 2: Click **Retake Risk Assessment**



Your risk profile: **Moderate** [View Details](#)



[Retake Risk Assessment](#)

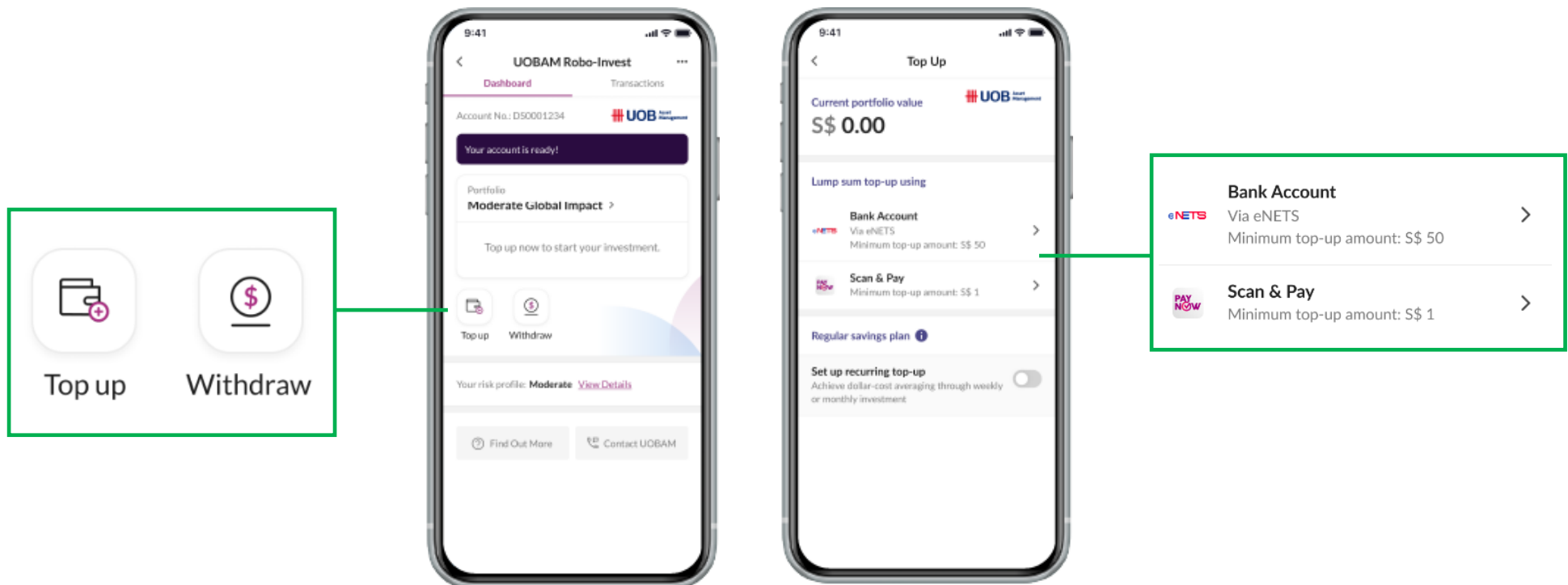
All screens shown are for illustration only. Any reference to any asset class is used for illustration or information purposes only and you should not rely on it for any purpose. Any prediction, projection or forecast shown is not indicative of future or likely performance of any portfolio.



How to make a Top-up?

Step 1: Click **Top Up** or **Withdrawal** button

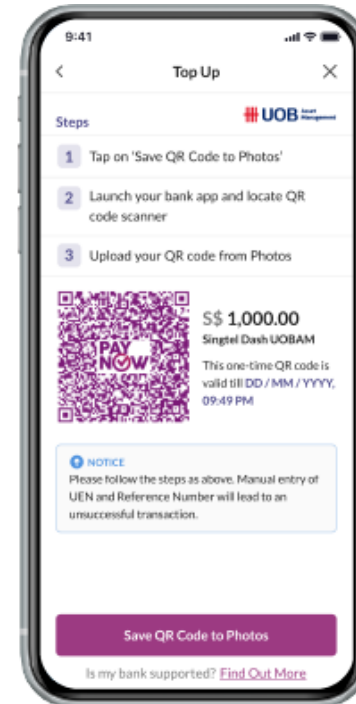
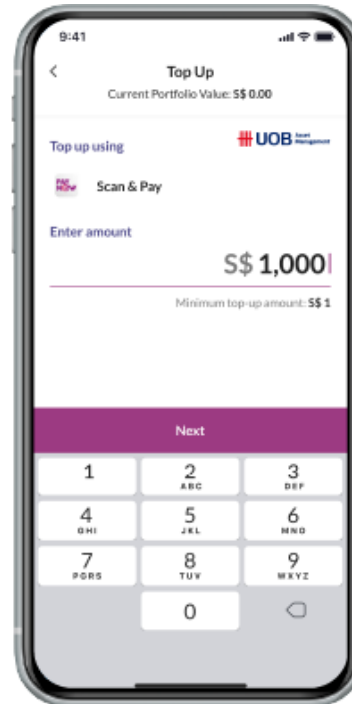
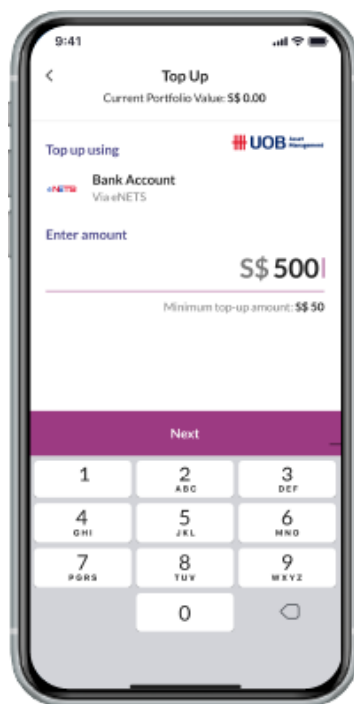
Step 2: Select **Bank Account** or **Scan & Pay**



All screens shown are for illustration only. Any reference to any asset class is used for illustration or information purposes only and you should not rely on it for any purpose. Any prediction, projection or forecast shown is not indicative of future or likely performance of any portfolio.

How to make a Top-up?

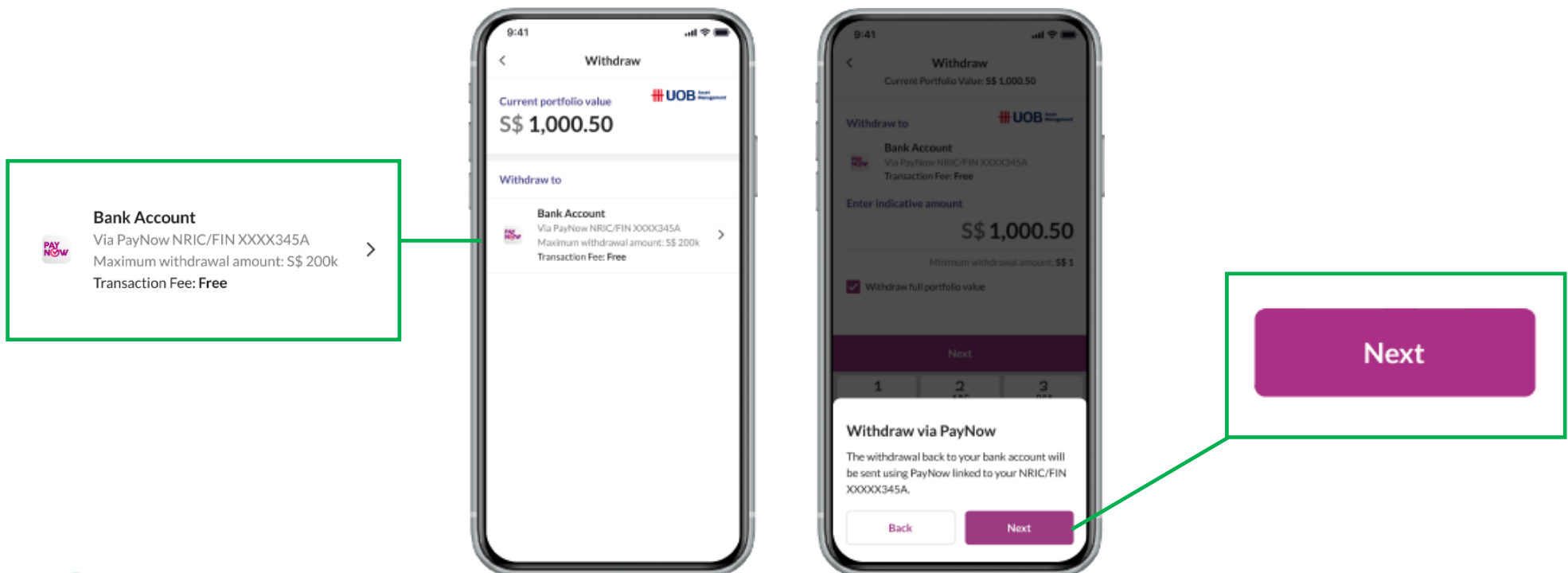
Step 3: Tap on **Enter Amount** and key in your desired amount



How to make a Withdrawal?

Step 1: Click on **Bank Account**

Step 2: Tap on **Next** to confirm Withdrawal



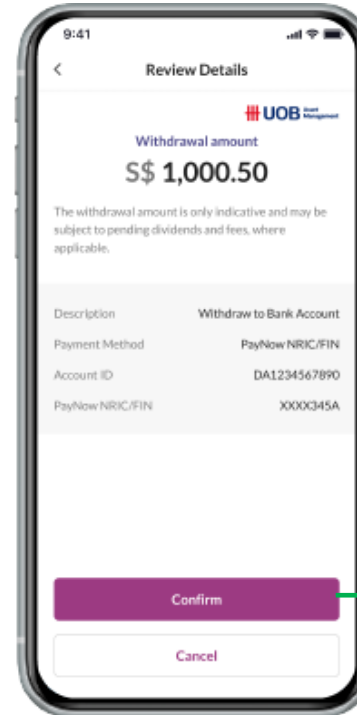
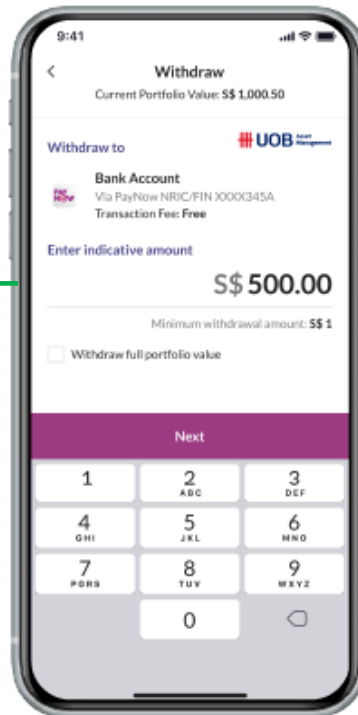
All screens shown are for illustration only. Any reference to any asset class is used for illustration or information purposes only and you should not rely on it for any purpose. Any prediction, projection or forecast shown is not indicative of future or likely performance of any portfolio.

How to make a Withdrawal?

Step 3: Enter your **Withdrawal amount**

Step 4: Review and **Confirm** your Withdrawal amount

Enter indicative amount
S\$ 500.00
Minimum withdrawal amount: S\$ 1



Confirm



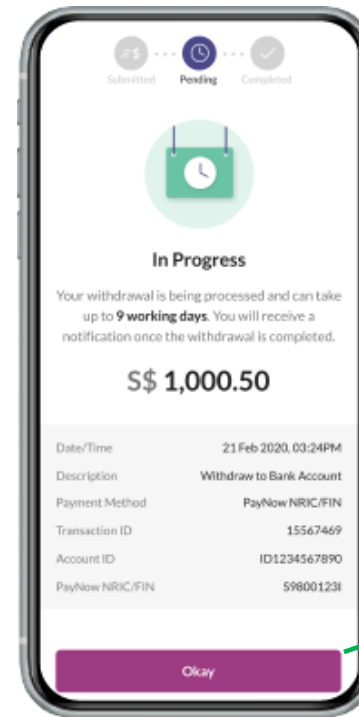
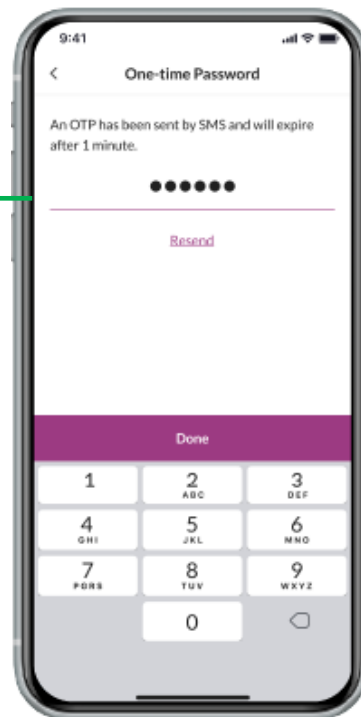
All screens shown are for illustration only. Any reference to any asset class is used for illustration or information purposes only and you should not rely on it for any purpose. Any prediction, projection or forecast shown is not indicative of future or likely performance of any portfolio.

How to make a Withdrawal?

Step 5: Enter the **OTP** sent to your mobile
 Step 6: Click **Okay** to proceed with Withdrawal

An OTP has been sent by SMS and will expire after 1 minute.

●●●●●●



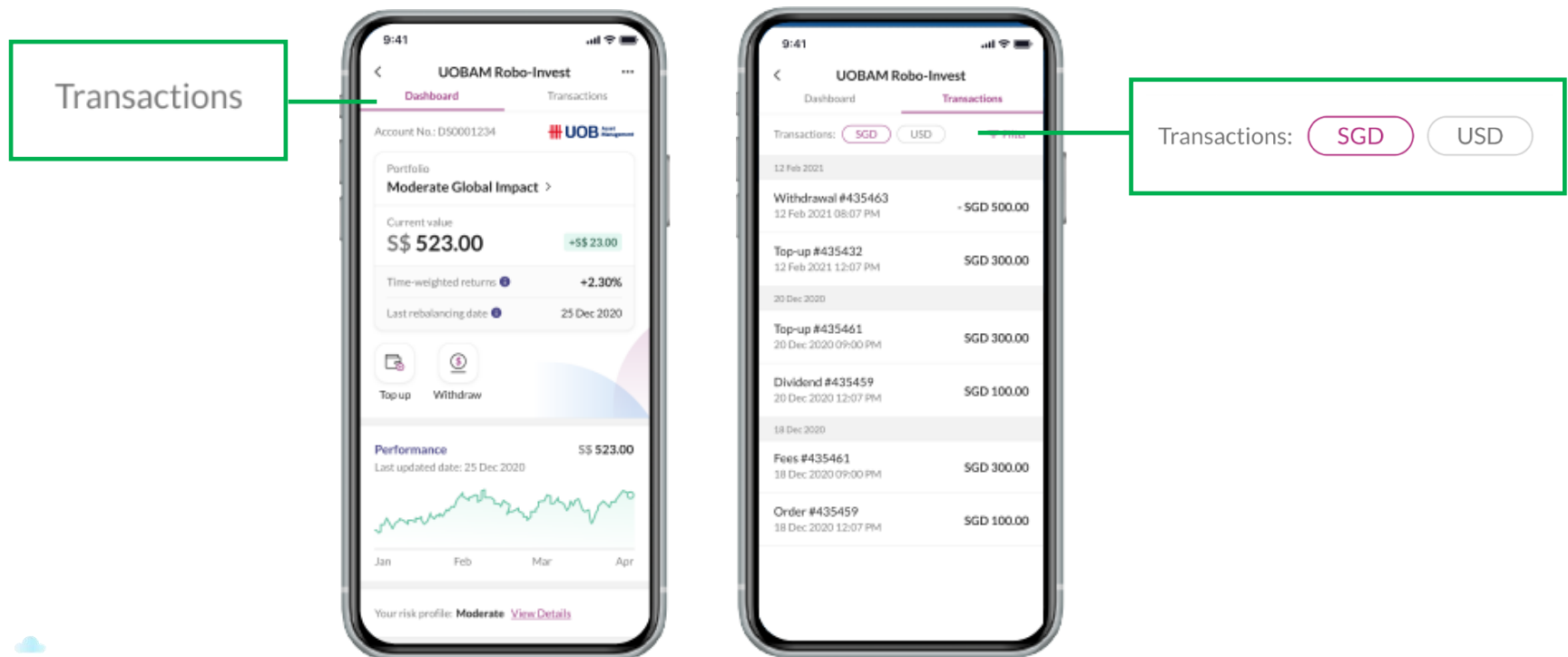
Okay



All screens shown are for illustration only. Any reference to any asset class is used for illustration or information purposes only and you should not rely on it for any purpose. Any prediction, projection or forecast shown is not indicative of future or likely performance of any portfolio.

How to Track my Transaction History?

- Step 1: Select **Transaction** tab on top right corner
- Step 2: Select **SGD** or **USD** button to see transaction details

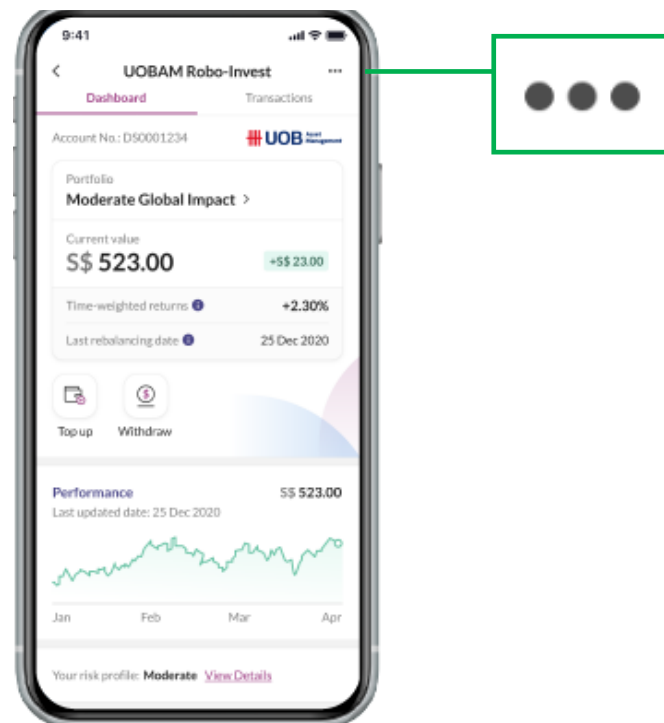


All screens shown are for illustration only. Any reference to any asset class is used for illustration or information purposes only and you should not rely on it for any purpose. Any prediction, projection or forecast shown is not indicative of future or likely performance of any portfolio.



How to view or download Monthly Statement?

Step 1: Click **More Options** (three dots) at top right-hand corner

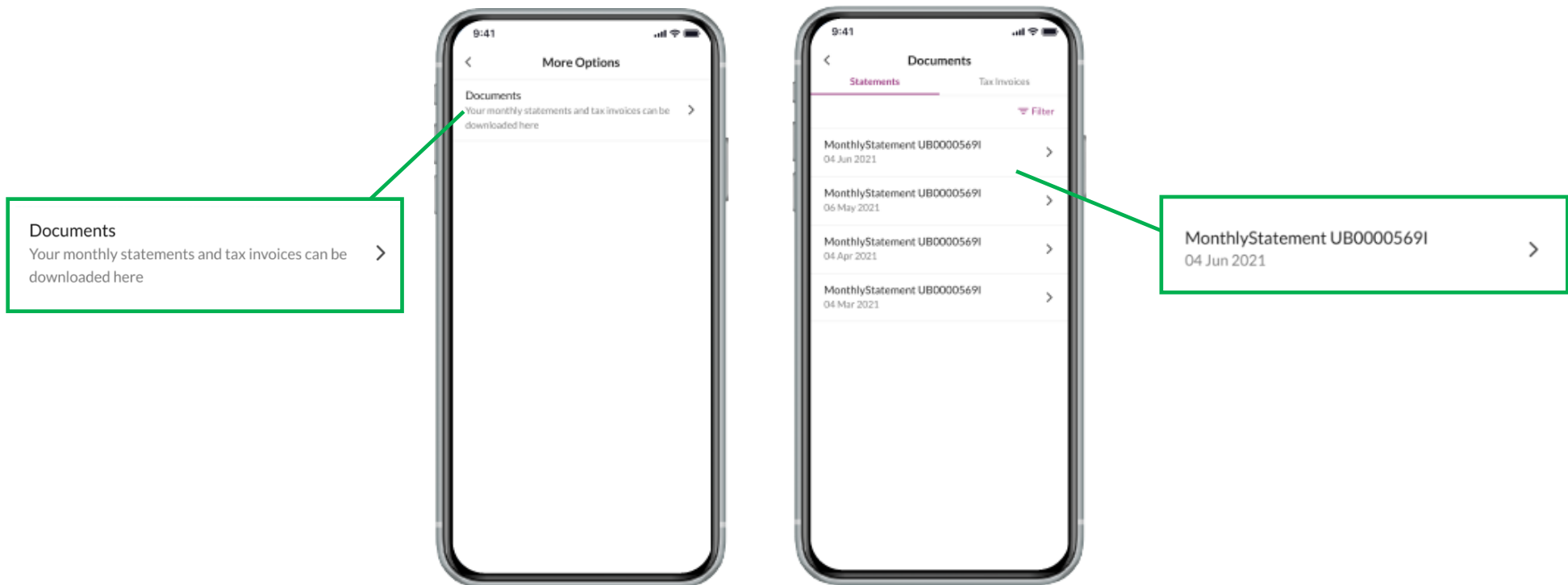


All screens shown are for illustration only. Any reference to any asset class is used for illustration or information purposes only and you should not rely on it for any purpose. Any prediction, projection or forecast shown is not indicative of future or likely performance of any portfolio.



How to view or download Monthly Statement?

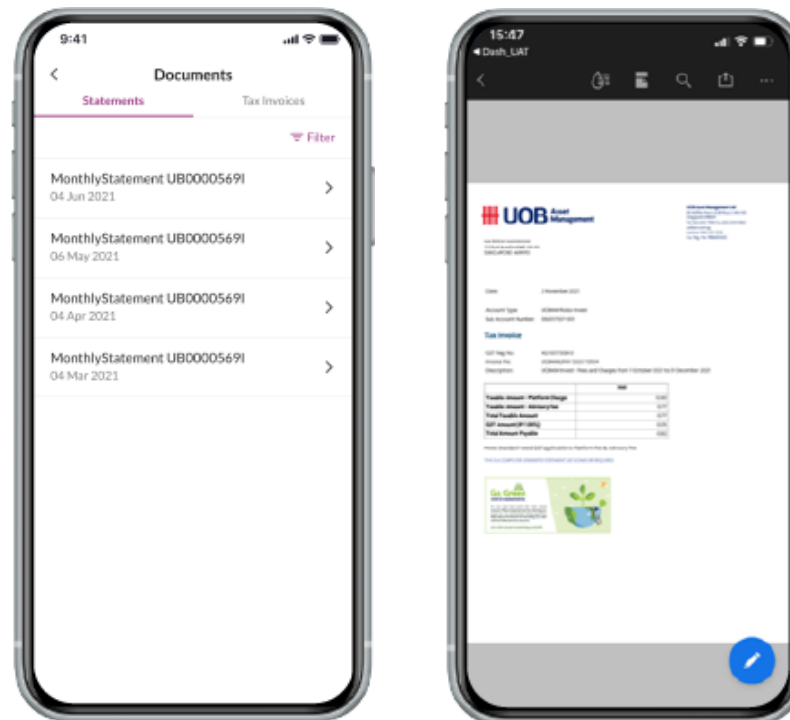
Step 2: Click **Document** and download **Monthly Statement**



All screens shown are for illustration only. Any reference to any asset class is used for illustration or information purposes only and you should not rely on it for any purpose. Any prediction, projection or forecast shown is not indicative of future or likely performance of any portfolio.

How to view or download Monthly Statement?

Step 3: Select and view your **Monthly Statement** accordingly with Adobe Acrobat PDF reader



All screens shown are for illustration only. Any reference to any asset class is used for illustration or information purposes only and you should not rely on it for any purpose. Any prediction, projection or forecast shown is not indicative of future or likely performance of any portfolio.



Important Notice and Disclaimers

This document is for your general information only. It does not constitute investment advice, recommendation or an offer or solicitation to deal in Exchange Traded Funds (“ETFs”) or in units in any Unit Trusts (“Unit Trusts”, ETFs and Unit Trusts shall together be referred to as “Fund(s)”) nor does it constitute any offer to take part in any particular trading or investment strategy. This document was prepared without regard to the specific objectives, financial situation or needs of any particular person who may receive it. The information is based on certain assumptions, information and conditions available as at the date of this document and may be subject to change at any time without notice. If any information herein becomes inaccurate or out of date, we are not obliged to update it. No representation or promise as to the performance of the Fund or the return on your investment is made. **Past performance of any Fund or UOB Asset Management Ltd (“UOBAM”) and any past performance, prediction, projection or forecast of the economic trends or securities market are not necessarily indicative of the future or likely performance of the Fund or UOBAM. The value of any Fund and the income from them, if any, may fall as well as rise, and may have high volatility due to the investment policies and/or portfolio management techniques employed by the Fund. Investments in any Fund involve risks, including the possible loss of the principal amount invested, and are not obligations of, deposits in, or guaranteed or insured by United Overseas Bank Limited (“UOB”), UOBAM, or any of their subsidiaries, associates or affiliates (“UOB Group”) or distributors of the Fund.** Market conditions may limit the ability of the platform to trade and investments in non-Singapore markets may be subject to exchange rate fluctuations. The Fund may use or invest in financial derivative instruments and you should be aware of the risks associated with investments in financial derivative instruments which are described in the respective Fund’s prospectus. The UOB Group may have interests in the Funds and may also perform or seek to perform brokering and other investment or securities-related services for the Fund. Investors should read the Fund’s prospectus, which is available and may be obtained from UOBAM or any of its appointed agents or distributors, before investing. Notwithstanding the digital advisory services that will be provided to you through UOBAM Robo-Invest, **you may wish to seek advice from a financial adviser before making a commitment to invest with UOBAM Robo-Invest, and in the event that you choose not to do so, you should consider carefully whether investing through UOBAM Robo-Invest is suitable for you.** Any reference to any specific country, financial product or asset class is used for illustration or information purposes only and you should not rely on it for any purpose. We will not be responsible for any loss or damage arising directly or indirectly in connection with, or as a result of, any person acting on any information provided in this document. Services offered by UOBAM Robo-Invest are subject to the UOBAM Robo-Invest Terms and Conditions.

UOBAM Registration No.: 198600120Z



RIGHT BY YOU