

**Fund Objective**

The Fund aims to offer investors a source of income by investing in a globally diversified portfolio of mostly equities of companies, selected on the basis of their sound fundamentals, consistent earnings growth and dividend yield pay-out. It is this Fund's objective to make distributions on a regular basis (semi-annual) to the Holders.

**Fund Details**

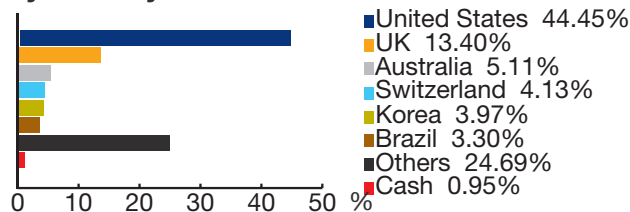
<b>LAUNCH DATE</b>	<b>March 2001</b>
<b>FUND SIZE</b>	<b>\$S\$70.19 million</b>
<b>NAV PRICE</b>	<b>\$S\$0.998</b> (as at 26 Feb 10)
<b>SUBSCRIPTION</b>	<b>Cash &amp; SRS</b>
<b>INITIAL INVESTMENT</b>	<b>\$S\$1,000</b>
<b>SUB INVESTMENT</b>	<b>\$S\$500</b>
<b>MANAGEMENT FEE</b>	<b>1.50% p.a.</b>
<b>SUBSCRIPTION FEE</b>	<b>5% (Cash,SRS)</b>
<b>MINIMUM RSP</b>	<b>\$S\$100/month, \$S\$500/quarter</b>
<b>TRUSTEE</b>	<b>BNP Paribas Trust</b>

**Top 10 Holdings (As at 26 Feb 2010)**

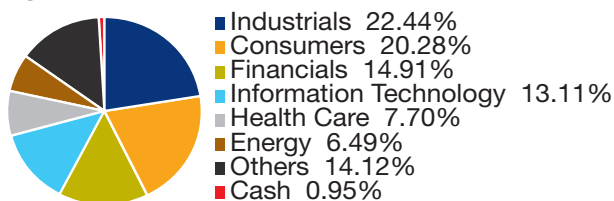
- Microsoft
- HSBC Hlds
- General Electric
- BHP Billiton
- Emerson Electric
- McDonald's
- JPMorgan Chase
- US Bancorp
- Intel Corp
- 3M

**Asset Allocation (As at 26 Feb 2010)**

**By Country**

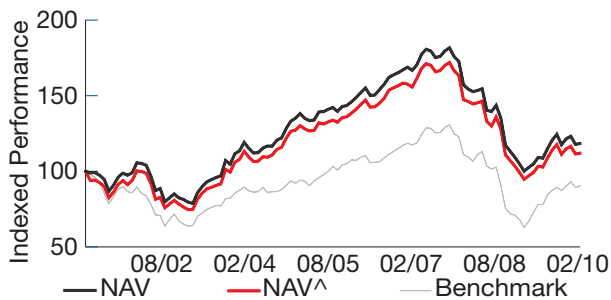


**By Sector**



**Performance**

12th April 01 To 26th February 10, Performance Based in Singapore Dollar, Calculation Index



\*The above chart reflects performance from the first month end of the Fund. ^5% sales charge applied.

Perf	NAV	NAV^	BM
1 month	0.50%	-4.52%	1.42%
3 months	-2.54%	-7.41%	0.37%
6 months	-1.77%	-6.68%	3.43%
1 year	18.25%	12.33%	43.76%
3 years	-10.80%	-12.35%	-8.34%
5 years	-3.05%	-4.09%	-0.81%
Since Incept	2.16%	1.52%	-0.50%

Source: Lipper, a Thomson Reuters Company • Performance as at 26 Feb 10, SGD basis, with dividends and distributions reinvested, if any. • Performance figures for 1 mth till 1 yr show the % change, while those exceeding 1 yr show the average annual compounded return.

**Fund Awards**

The Edge-Lipper SG UT Fund Awards 04  
 Morningstar Fund Awards Singapore 08

Benchmark (BM) : Launch - Jun 05 : FTSE World Series World EUR; Jul 05 - Present : MSCI AC World Index.

**Contact Details**

**Hotline (24-hour):**  
 1800 22 22 228  
**Website:** uobam.com.sg

**IMPORTANT NOTICE AND DISCLAIMERS**

A prospectus for the fund(s) (the "Fund(s)") may be obtained from the Manager or any of its appointed distributors. Investors should read the prospectus before deciding whether to subscribe for or purchase units in the Fund(s) ("Units"). All applications for Units must be made on application forms accompanying the prospectus or otherwise as described in the prospectus. **Past performance of the Fund(s) or the Manager and any prediction, projection or forecast on the economy or markets are not necessarily indicative of the future or likely performance of the Fund(s) or the Manager.** Any extraordinary performance may be due to exceptional circumstances which may not be sustainable. The value of Units and any income from the Fund(s) may fall as well as rise. The above information is strictly for general information only and must not be construed as an offer or solicitation to deal in Units, nor a recommendation to invest in any company mentioned herein. Investments in unit trusts are not obligations of, deposits in, or guaranteed or insured by UOB, UOBAM, or any affiliates or distributors. An investment in unit trusts is subject to investment risks and foreign exchange risks, including the possible loss of the principal amount invested. Investors may wish to seek advice from a financial adviser before making a commitment to invest in Units. In the event an investor chooses not to seek advice from a financial adviser, the investor should consider carefully whether the Fund(s) is/are suitable for him. UOB Asset Management Ltd Co. Reg. No.: 198600120Z