

**Fund Objective**

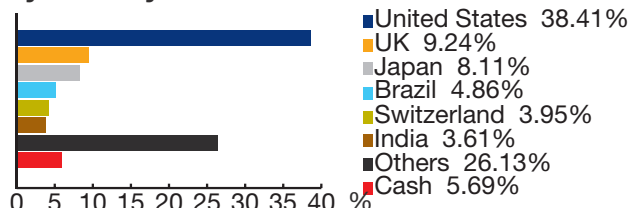
The Fund aims to achieve long-term capital appreciation through investing mainly in shares in global emerging and developed markets, identified by the Managers as having good prospects for growth.

**Top 10 Holdings (As at 29 Jan 2010)**

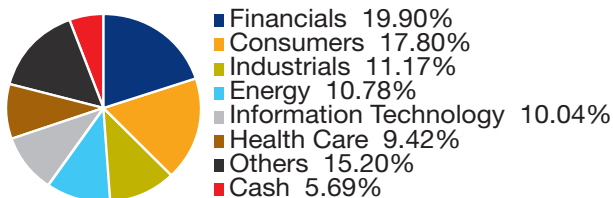
- Teva Pharmaceutical Industries
- HSBC Hlds
- Occidental Petroleum Corp
- Wal-Mart Stores
- Microsoft
- China Mobile
- Bharti Airtel
- Thermo Fisher Scientific Inc
- Housing Development Finance Corp
- Petroleo Brasileiro

**Asset Allocation (As at 29 Jan 2010)**

**By Country**



**By Sector**

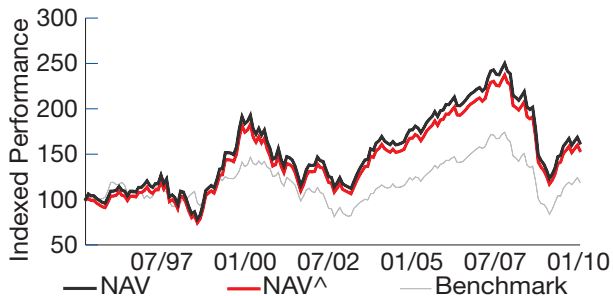


**Fund Details**

<b>LAUNCH DATE</b>	<b>March 1995</b>
<b>FUND SIZE</b>	<b>S\$156.59 million</b>
<b>NAV PRICE</b>	<b>S\$1.557</b> <b>(as at 29 Jan 10)</b>
<b>SUBSCRIPTION</b>	<b>Cash, CPF-OA &amp; SRS</b>
<b>INITIAL INVESTMENT</b>	<b>S\$500</b>
<b>SUB INVESTMENT</b>	<b>S\$500</b>
<b>MANAGEMENT FEE</b>	<b>1.00% p.a.</b>
<b>SUBSCRIPTION FEE</b>	<b>5% (Cash,SRS)</b> <b>3% (CPF-OA)</b>
<b>MINIMUM RSP</b>	<b>S\$100/month,</b> <b>S\$500/quarter</b>
<b>TRUSTEE</b>	<b>HSBC Institutional Trust</b>

**Performance**

7th April 95 To 29th January 10, Performance Based in Singapore Dollar, Calculation Index



\*The above chart reflects performance from the first month end of the Fund. ^5% sales charge applied.

Benchmark (BM) : Apr 95 - Dec 96 : DBS 50 Index; Jan 97 - Dec 97 : MSCI AC Far East; Jan 98 - Present : MSCI AC World.

Perf	NAV	NAV^	BM
1 month	-3.95%	-8.75%	-4.34%
3 months	1.30%	-3.76%	2.05%
6 months	1.96%	-3.13%	5.56%
1 year	22.50%	16.38%	30.86%
3 years	-10.17%	-11.69%	-9.07%
5 years	-1.73%	-2.74%	-0.47%
10 years	-1.25%	-1.75%	-1.36%
Since Incept	3.31%	2.94%	1.26%

Source: Lipper, a Thomson Reuters Company • Performance as at 29 Jan 10, SGD basis, with dividends and distributions reinvested, if any. • Performance figures for 1 mth till 1 yr show the % change, while those exceeding 1 yr show the average annual compounded return.

**Fund Awards**

- The Edge-Lipper SG UT Fund Awards 09, 06, 03
- SG S&P Inv. Funds Awards 06, 05, 04, 03, 00
- SG Inv. Fund Awards 02
- SG Inv. Fund Awards 01
- SG Fund of the Year Awards 98

**Contact Details**

**Hotline (24-hour):**  
1800 22 22 228  
**Website:** uobam.com.sg

**IMPORTANT NOTICE AND DISCLAIMERS**

A prospectus for the fund(s) (the "Fund(s)") may be obtained from the Manager or any of its appointed distributors. Investors should read the prospectus before deciding whether to subscribe for or purchase units in the Fund(s) ("Units"). All applications for Units must be made on application forms accompanying the prospectus or otherwise as described in the prospectus. **Past performance of the Fund(s) or the Manager and any prediction, projection or forecast on the economy or markets are not necessarily indicative of the future or likely performance of the Fund(s) or the Manager.** Any extraordinary performance may be due to exceptional circumstances which may not be sustainable. The value of Units and any income from the Fund(s) may fall as well as rise. The above information is strictly for general information only and must not be construed as an offer or solicitation to deal in Units, nor a recommendation to invest in any company mentioned herein. Investments in unit trusts are not obligations of, deposits in, or guaranteed or insured by UOB, UOBAM, or any affiliates or distributors. An investment in unit trusts is subject to investment risks and foreign exchange risks, including the possible loss of the principal amount invested. Investors may wish to seek advice from a financial adviser before making a commitment to invest in Units. In the event an investor chooses not to seek advice from a financial adviser, the investor should consider carefully whether the Fund(s) is/are suitable for him. UOB Asset Management Ltd Co. Reg. No.: 198600120Z