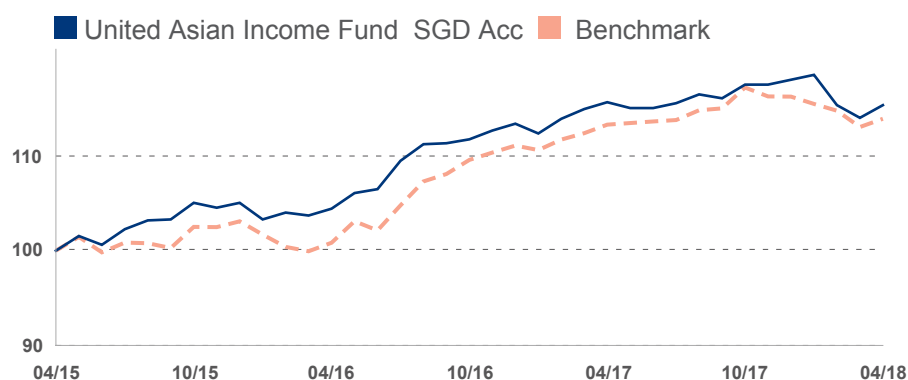


# United Asian Income Fund

## Investment Objective

The investment objective of the Fund is to provide investors with regular income and capital appreciation over the medium to long term by investing primarily in equity and equity-related securities, real estate investment trusts (REITS) and debt securities, directly or indirectly, with a primary focus in the Asia Pacific region.

## Fund Performance Since Inception in Base Currency



Fund performance is calculated on a NAV to NAV basis.  
Benchmark: 70% JP Morgan Asia Credit Index Total Return Composite and 30% MSCI AC Asia Pacific Index

Performance	Cumulative Performance (%)				Annualised Performance (%)			
	1M	3M	6M	1Y	3Y	5Y	10Y	Since Incept
<b>SGD Acc</b>								
Fund NAV to NAV	1.18	-2.70	-1.84	-0.27	4.88	--	--	3.78
Fund (Charges applied <sup>^</sup> )	-3.88	-7.56	-6.75	-5.25	3.10	--	--	2.07
Benchmark	0.77	-1.36	-2.82	0.55	4.44	--	--	3.94
<b>SGD Dist</b>								
Fund NAV to NAV	1.30	-2.66	-1.57	-0.05	4.89	--	--	3.79
Fund (Charges applied <sup>^</sup> )	-3.77	-7.53	-6.49	-5.05	3.11	--	--	2.08
Benchmark	0.77	-1.36	-2.82	0.55	4.44	--	--	3.94

Source: Morningstar. Performance as at 30 April 2018, SGD basis, with dividends and distributions reinvested, if any. Performance figures for 1 month till 1 year show the %change, while performance figures above 1 year show the average annual compounded returns. Since inception performance under 1 year is not annualised.

<sup>^</sup>Includes the effect of the subscription fee applied.

## Fund Information

### Fund Size

SGD 19.38 mil

### Base Currency

SGD

## Fund Ratings



as of 30 April 2018

## Contact Details

UOB Asset Management Ltd  
80 Raffles Place #03-00  
UOB Plaza 2  
Singapore 048624

### Hotline

1800 22 22 228(8am to 8pm daily, Singapore time)

### Email

uobam@UOBGroup.com

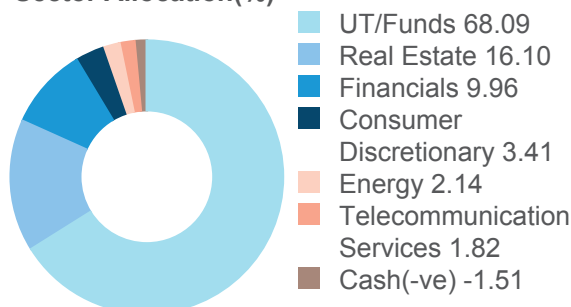
### Website

uobam.com.sg

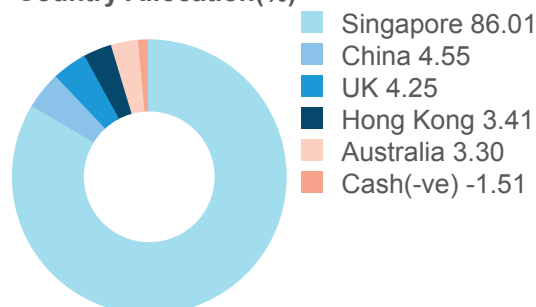
# United Asian Income Fund

## Portfolio Characteristics

### Sector Allocation(%)



### Country Allocation(%)



### Asset Allocation(%)

Equities	50.21
Bonds	51.30
Cash(-ve)	-1.51

### Top 10 Holdings(%)

UNITED ASIAN HIGH YIELD BOND FUND - CLASS SGD DIST (HEDGED)	31.99	UNITED SGD PLUS FUND - CLASS SGD DIST	4.34
UNITED ASIAN BOND FUND - CLASS SGD DIST	12.21	SANDS CHINA LTD	3.41
UNITED ASIA PACIFIC REAL ESTATE INCOME FUND - CLASS SGD DIST	9.56	MAPLETREE INDUSTRIAL TRUST	3.05
UNITED ASIA FUND	7.22	UNITED EMERGING MARKETS LOCAL CURRENCY BOND FUND - CLASS SGD DIST	2.76
MAPLETREE GREATER CHINA COMMERCIAL BANK O	5.37	INDUSTRIAL & COMMERCIAL BANK O	2.38

## Share Class Details

Share Class	NAV Price	Bloomberg Ticker	ISIN Code	Inception Date	Subscription mode
SGD Acc	SGD 1.119	UOAMASA SP	SG9999012710	Apr 15	Cash, SRS
SGD Dist	SGD 0.968	UOAMASI SP	SG9999012728	Apr 15	Cash, SRS

Share Class	Min. initial investment	Min. subsequent investment	Subscription fee(%)	Annual management fee(%)
SGD Acc	SGD 1,000	SGD 500	5	1.00
SGD Dist	SGD 1,000	SGD 500	5	1.00

## Dividends

Share Class	Expected Frequency	Last Distribution	Annualized Yield(%)	Ex-Div Date
SGD Dist	Monthly	0.00440000	5.45	02 Apr 18

# United Asian Income Fund

## Important Notice & Disclaimers

Investors should consider carefully whether to subscribe for units in the base currency of the Fund or for units in various classes which are denominated in their respective currencies. The difference in the performances of the Fund in various currencies, if applicable, is a reflection of fluctuating exchange rates during the relevant period.

A prospectus for the fund(s) (the "Fund(s)") may be obtained from the Manager or any of its appointed distributors. Investors should read the prospectus before deciding whether to subscribe for or purchase units in the Fund(s) ("Units"). All applications for Units must be made on application forms accompanying the prospectus or otherwise as described in the prospectus. **Past performance of the Fund(s) or the Manager and any prediction, projection or forecast on the economy or markets are not necessarily indicative of the future or likely performance of the Fund(s) or the Manager.** Any extraordinary performance may be due to exceptional circumstances which may not be sustainable. The value of Units and any income from the Fund(s) may fall as well as rise. The above information is strictly for general information only and must not be construed as an offer or solicitation to deal in Units, nor a recommendation to invest in any company mentioned herein. Investments in unit trusts are not obligations of, deposits in, or guaranteed or insured by UOB, UOBAM, or any affiliates or distributors. The Fund may use or invest in financial derivative instruments and you should be aware of the risks associated with investments in financial derivative instruments which are described in the Fund's prospectus. An investment in unit trusts is subject to investment risks and foreign exchange risks, including the possible loss of the principal amount invested. Investors may wish to seek advice from a financial adviser before making a commitment to invest in Units. In the event an investor chooses not to seek advice from a financial adviser, the investor should consider carefully whether the Fund(s) is/are suitable for him.

UOB Asset Management Ltd Company Reg No. 198600120Z



RIGHT BY YOU