

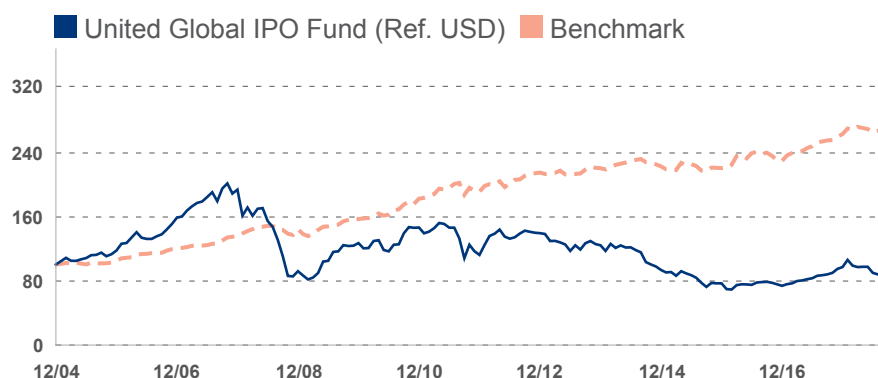
United Global IPO Fund

(Ref. USD)

Investment Objective

The investment objective of the Fund is to achieve medium to long term capital appreciation by investing primarily in initial public offerings ("IPOs"), post-IPO listed securities, interest bearing debt securities and/or deposits. The Fund may also invest up to 10% of its assets in pre-IPO securities.

Fund Performance Since Inception in US Dollar



Fund performance is calculated on a NAV to NAV basis.

Benchmark: The performance of the Fund will be measured against an absolute return benchmark of 6% per annum.

| Performance | Cumulative Performance (%) | | | | Annualised Performance (%) | | | |
|--------------------------------------|----------------------------|--------|--------|-------|----------------------------|-------|-------|--------------|
| | 1M | 3M | 6M | 1Y | 3Y | 5Y | 10Y | Since Incept |
| Fund NAV to NAV | -1.56 | -11.09 | -12.33 | -0.39 | 3.77 | -6.13 | -4.04 | -1.06 |
| Fund (Charges applied [^]) | -6.48 | -15.54 | -16.71 | -5.37 | 2.01 | -7.09 | -4.53 | -1.43 |
| Benchmark | -0.15 | -0.94 | -0.57 | 5.07 | 7.03 | 4.52 | 6.34 | 7.37 |

Source: Morningstar. Performance as at 31 August 2018, USD basis, with dividends and distributions reinvested, if any. Performance figures for 1 month till 1 year show the % change, while performance figures above 1 year show the average annual compounded returns. Since inception performance under 1 year is not annualised.

[^]Includes the effect of the subscription fee applied.

Fund Information

Fund Size

USD 3.66 mil

Base Currency

SGD

Fund Ratings



as of 31 August 2018

Contact Details

UOB Asset Management Ltd
80 Raffles Place #03-00
UOB Plaza 2
Singapore 048624

Hotline

1800 22 22 228(8am to 8pm
daily, Singapore time)

Email

uobam@UOBGroup.com

Website

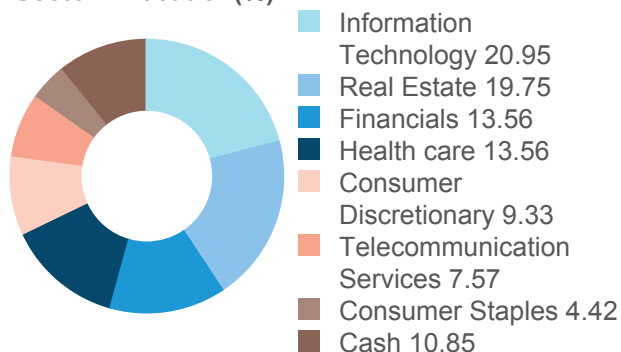
uobam.com.sg

United Global IPO Fund

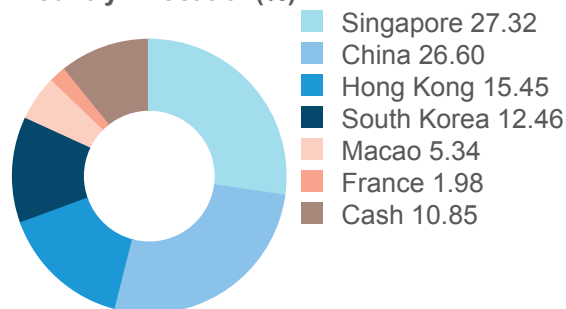
(Ref. USD)

Portfolio Characteristics

Sector Allocation(%)



Country Allocation(%)



Top 10 Holdings(%)

| | | | |
|--------------------------------|------|--------------------------------|------|
| MANULIFE US REAL ESTATE INVEST | 9.60 | PEARL ABYSS CORP | 5.26 |
| ALIBABA GROUP HOLDING LTD | 8.62 | KEPPEL DC REIT | 5.16 |
| NETLINK NBN TRUST | 7.57 | CHINA INTERNATIONAL CAPITAL CO | 4.50 |
| AIA GROUP LTD | 7.08 | BGF RETAIL CO LTD | 4.42 |
| SANDS CHINA LTD | 5.34 | 3SBIO INC | 4.38 |

Share Class Details

| Share Class | NAV Price | Bloomberg Ticker | ISIN Code | Inception Date | Subscription mode |
|-------------|-----------|------------------|--------------|----------------|-------------------|
| – | USD 0.505 | UOBIPOU SP | SG9999003370 | Dec 04 | Cash |

| Share Class | Min. initial investment | Min. subsequent investment | Subscription fee(%) | Annual management fee(%) |
|-------------|-------------------------|----------------------------|---------------------|--------------------------|
| – | USD 1,000 | USD 500 | 5 | 1.50 |

United Global IPO Fund

(Ref. USD)

Important Notice & Disclaimers

Investors should consider carefully whether to subscribe for units in the base currency of the Fund or for units in various classes which are denominated in their respective currencies. The difference in the performances of the Fund in various currencies, if applicable, is a reflection of fluctuating exchange rates during the relevant period.

A prospectus for the fund(s) (the "Fund(s)") may be obtained from the Manager or any of its appointed distributors. Investors should read the prospectus before deciding whether to subscribe for or purchase units in the Fund(s) ("Units"). All applications for Units must be made on application forms accompanying the prospectus or otherwise as described in the prospectus. **Past performance of the Fund(s) or the Manager and any prediction, projection or forecast on the economy or markets are not necessarily indicative of the future or likely performance of the Fund(s) or the Manager.** Any extraordinary performance may be due to exceptional circumstances which may not be sustainable. The value of Units and any income from the Fund(s) may fall as well as rise. The above information is strictly for general information only and must not be construed as an offer or solicitation to deal in Units, nor a recommendation to invest in any company mentioned herein. Investments in unit trusts are not obligations of, deposits in, or guaranteed or insured by UOB, UOBAM, or any affiliates or distributors. The Fund may use or invest in financial derivative instruments and you should be aware of the risks associated with investments in financial derivative instruments which are described in the Fund's prospectus. An investment in unit trusts is subject to investment risks and foreign exchange risks, including the possible loss of the principal amount invested. Investors may wish to seek advice from a financial adviser before making a commitment to invest in Units. In the event an investor chooses not to seek advice from a financial adviser, the investor should consider carefully whether the Fund(s) is/are suitable for him.

UOB Asset Management Ltd Company Reg No. 198600120Z



RIGHT BY YOU