

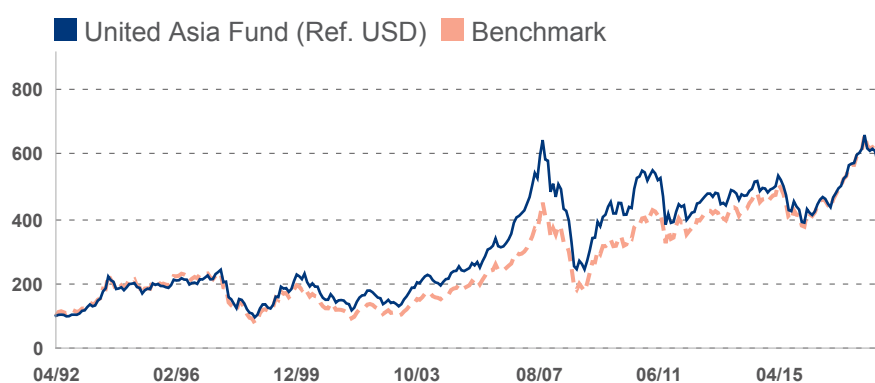
# United Asia Fund

## (Ref. USD)

### Investment Objective

The investment objective of the Fund is to achieve long term capital growth mainly through investing in the securities of corporations in, or corporations listed or traded on stock exchanges in, or corporations which derive a significant proportion of their revenue or profits from or have a significant proportion of their assets in, Asia (excluding Japan).

### Fund Performance Since Inception in US Dollar



Fund performance is calculated on a NAV to NAV basis.

Benchmark: Apr 92 – Dec 11: MSCI AC FE ex Japan; Jan 12 to present: MSCI AC Asia ex Japan

| Performance                          | Cumulative Performance (%) |        |        |       | Annualised Performance (%) |      |      |              |
|--------------------------------------|----------------------------|--------|--------|-------|----------------------------|------|------|--------------|
|                                      | 1M                         | 3M     | 6M     | 1Y    | 3Y                         | 5Y   | 10Y  | Since Incept |
| Fund NAV to NAV                      | -2.25                      | -7.67  | -8.90  | -1.32 | 9.67                       | 4.98 | 3.62 | 6.78         |
| Fund (Charges applied <sup>^</sup> ) | -7.14                      | -12.29 | -13.45 | -6.25 | 7.81                       | 3.91 | 3.09 | 6.57         |
| Benchmark                            | -1.02                      | -4.98  | -7.00  | 2.76  | 13.15                      | 8.07 | 6.91 | 6.92         |

Source: Morningstar. Performance as at 31 August 2018, USD basis, with dividends and distributions reinvested, if any. Performance figures for 1 month till 1 year show the % change, while performance figures above 1 year show the average annual compounded returns. Since inception performance under 1 year is not annualised.

<sup>^</sup>Includes the effect of the subscription fee applied.

### Fund Information

#### Fund Size

USD 39.44 mil

#### Base Currency

SGD

### Fund Ratings



as of 31 August 2018

### Contact Details

UOB Asset Management Ltd  
80 Raffles Place #03-00  
UOB Plaza 2  
Singapore 048624

#### Hotline

1800 22 22 228(8am to 8pm daily, Singapore time)

#### Email

uobam@UOBGroup.com

#### Website

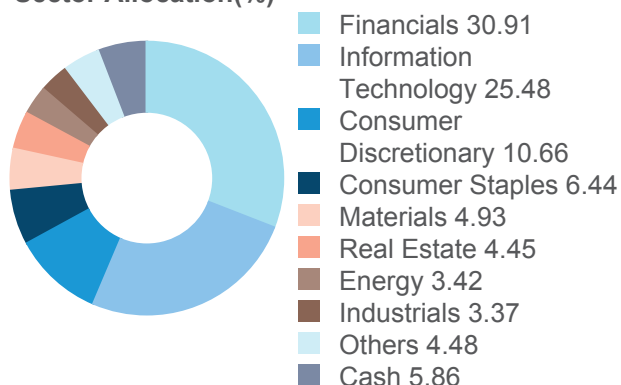
uobam.com.sg

# United Asia Fund

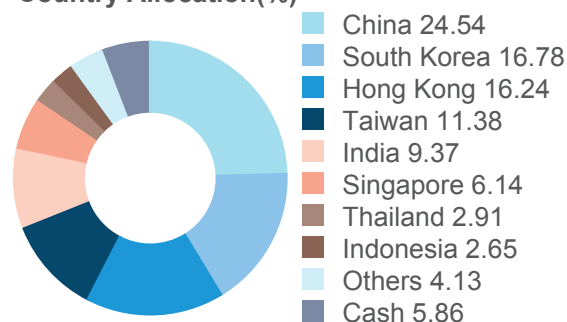
## (Ref. USD)

### Portfolio Characteristics

#### Sector Allocation(%)



#### Country Allocation(%)



#### Top 10 Holdings(%)

|                                |      |                                |      |
|--------------------------------|------|--------------------------------|------|
| SAMSUNG ELECTRONICS CO LTD     | 6.07 | AIA GROUP LTD                  | 3.28 |
| TAIWAN SEMICONDUCTOR MANUFACTU | 5.28 | CHINA CONSTRUCTION BANK CORP   | 2.92 |
| ALIBABA GROUP HOLDING LTD      | 4.44 | UNITED OVERSEAS BANK LTD       | 2.88 |
| PING AN INSURANCE GROUP CO OF  | 3.66 | HDFC BANK LTD                  | 2.51 |
| TENCENT HOLDINGS LTD           | 3.30 | INDUSTRIAL & COMMERCIAL BANK O | 2.43 |

### Share Class Details

| Share Class | NAV Price              | Bloomberg Ticker | ISIN Code    | Inception Date | Subscription mode |
|-------------|------------------------|------------------|--------------|----------------|-------------------|
| –           | USD 1.649 <sup>#</sup> | UOBUAUFU SP      | SG9999001051 | Apr 92         | Cash              |

| Share Class | Min. initial investment | Min. subsequent investment | Subscription fee(%) | Annual management fee(%) |
|-------------|-------------------------|----------------------------|---------------------|--------------------------|
| –           | USD 1,000               | USD 500                    | 5                   | 1.25                     |

<sup>#</sup>The fund had a 2-for-1 unit split on 8th Apr 04.

# United Asia Fund

## (Ref. USD)

---

### Important Notice & Disclaimers

Investors should consider carefully whether to subscribe for units in the base currency of the Fund or for units in various classes which are denominated in their respective currencies. The difference in the performances of the Fund in various currencies, if applicable, is a reflection of fluctuating exchange rates during the relevant period.

A prospectus for the fund(s) (the "Fund(s)") may be obtained from the Manager or any of its appointed distributors. Investors should read the prospectus before deciding whether to subscribe for or purchase units in the Fund(s) ("Units"). All applications for Units must be made on application forms accompanying the prospectus or otherwise as described in the prospectus. **Past performance of the Fund(s) or the Manager and any prediction, projection or forecast on the economy or markets are not necessarily indicative of the future or likely performance of the Fund(s) or the Manager.** Any extraordinary performance may be due to exceptional circumstances which may not be sustainable. The value of Units and any income from the Fund(s) may fall as well as rise. The above information is strictly for general information only and must not be construed as an offer or solicitation to deal in Units, nor a recommendation to invest in any company mentioned herein. Investments in unit trusts are not obligations of, deposits in, or guaranteed or insured by UOB, UOBAM, or any affiliates or distributors. The Fund may use or invest in financial derivative instruments and you should be aware of the risks associated with investments in financial derivative instruments which are described in the Fund's prospectus. An investment in unit trusts is subject to investment risks and foreign exchange risks, including the possible loss of the principal amount invested. Investors may wish to seek advice from a financial adviser before making a commitment to invest in Units. In the event an investor chooses not to seek advice from a financial adviser, the investor should consider carefully whether the Fund(s) is/are suitable for him.

UOB Asset Management Ltd Company Reg No. 198600120Z



RIGHT BY YOU